

# Wick Woodland/Hackney Marshes PSPO

## Consultation Report

Report Date: August 2022

**Report author:**

Sarah Pedder  
*Senior Consultation Officer*

**Co-author:**

David Besbrode  
*Research & Insight Analyst*

**Contact**

Hackney Consultation Team  
on 020 8356 3343 or  
[consultation@Hackney.gov.uk](mailto:consultation@Hackney.gov.uk)



<b>Introduction</b>	<b>3</b>
Background	3
Communications and engagement approach	3
Methodology	4
Response rate	4
<b>Executive summary</b>	<b>5</b>
<b>Overview of results</b>	<b>6</b>
Postcode analysis	30
About you	31
<b>Appendix</b>	<b>45</b>

## **Introduction**

In response to the numerous complaints relating to antisocial behaviour and unauthorised events in Wick Woodlands, Hackney Marshes, Millfields, Daubeney Fields and Mabley Green over the last few years, the Council and police recommend the introduction of a new Public Space Protection Order (PSPO). The new PSPO would provide officers with a more effective tool to protect residents and prevent environmental and wildlife damage in the area.

Respondents were invited to share their experiences of antisocial behaviour and unauthorised events or raves and their views on the proposed PSPO.

## **Background**

Following consultation, a PSPO for the Wick Woodland area was implemented in 2019 and expired in June 2022.

From May 2020 to August 2021, Hackney Council received 74 complaints about unauthorised events at these locations. Council research suggests that the frequency of unauthorised events is much greater than the number of formal complaints received, with residents citing repeated incidents in particular over the summer months.

Complaints have raised concerns about large gatherings of sometimes hundreds of individuals, lasting for up to 48 hours, resulting in

- Noise from amplified music often until and beyond the early hours of the morning (disturbing residents and risking negative impacts on nesting birds and nocturnal wildlife)
- Alleged supply and consumption of illegal drugs
- Associated littering including empty laughing gas canisters
- Open fires
- Damage to the ecology through the creation of clearings, removal of newly planted trees and damage to the environment.

The Council has also received statements of support from residents, partners, user groups and key stakeholders as well as crime data and intelligence records.

## **Communications and engagement approach**

Printed leaflets were distributed to 1411 properties at estates surrounding the proposed area for the PSPO. Social media advertising was also targeted to residents in the areas around E9 5, E5 0, E5 9. Additional social media advertisements were run on Twitter, Instagram, Facebook and Snapchat.

Community volunteers at Kingsmead estate supported the consultation by asking local residents to complete the survey.

The consultation was also featured in Love Hackney, the Council's magazine, on the Council's Consultation Hub website and in the Council newsletter.

## **Methodology**

The consultation was created and published on the Council's engagement platform Citizen Space. Paper copies of the survey were made available on request.

The consultation ran for 7 weeks from 31 May 2022 until 19 July 2022.

## **Response rate**

A total of 296 respondents took part in the consultation.

The accuracy level for this survey was  $\pm 5.2\%$  at a 95% confidence interval.

A 95% confidence interval means that 5% of the surveys will be off the wall with results that do not make much sense. Therefore, if 100 surveys are conducted using the same question, five of them will provide results that are somewhat unusable.

Based on the response rate of this survey which had an accuracy level of  $\pm 5.2\%$ , this is just outside the threshold of  $\pm 5\%$  we aim for in terms of being representative. The current accuracy level means that if 50% of respondents answer "yes" to a yes/no question, then we know that if we were to carry out the same survey again between 44.8% and 55.2% of all respondents would give the same response, including those who did not participate in the research.

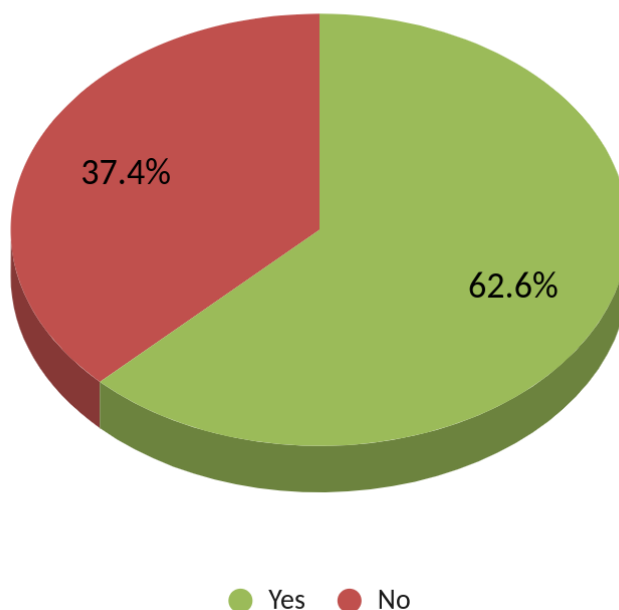
## **Executive summary**

- **Have you experienced antisocial behaviour, noise nuisance or environmental damage at Wick Woodland, Hackney Marshes or the surrounding areas? (Base 286)**
  - The majority of respondents, just under 63%, have experienced antisocial behaviour, noise nuisance or environmental damage at Wick Woodland, Hackney Marshes or the surrounding areas.
- **If yes, what types of antisocial behaviour have you experienced? (Base 1027 responses)**
  - The highest percentage of respondents, just under 17%, have experienced littering.
- **How often have you experienced instances of antisocial behaviour (ASB) in the last 6 months? (Base 183)**
  - The highest percentage of respondents, just under 34%, have experienced instances of antisocial behaviour (ASB) 3-5 times in the last 6 months.
- **How concerned are you about antisocial behaviour in Wick Woodlands, Hackney Marshes and the surrounding areas? (Base 285)**
  - The majority of respondents, just over 68%, are concerned about antisocial behaviour in Wick Woodlands, Hackney Marshes and the surrounding areas. Just over 40% are very concerned.
- **Do you support the introduction of a Public Space Protection Order (PSPO) as outlined in the consultation introduction and overview? (Base 285)**
  - The majority of respondents, just under 64%, support the introduction of a Public Space Protection Order (PSPO) as outlined in the consultation introduction and overview.
- **Do you think any elements of the proposed PSPO should be removed? (Base 296)**
  - The majority of respondents, just under 68%, do not think any elements of the proposed PSPO should be removed.

## Overview of results

**Have you experienced antisocial behaviour, noise nuisance or environmental damage at Wick Woodland, Hackney Marshes or the surrounding areas?**

**(Base 286)**



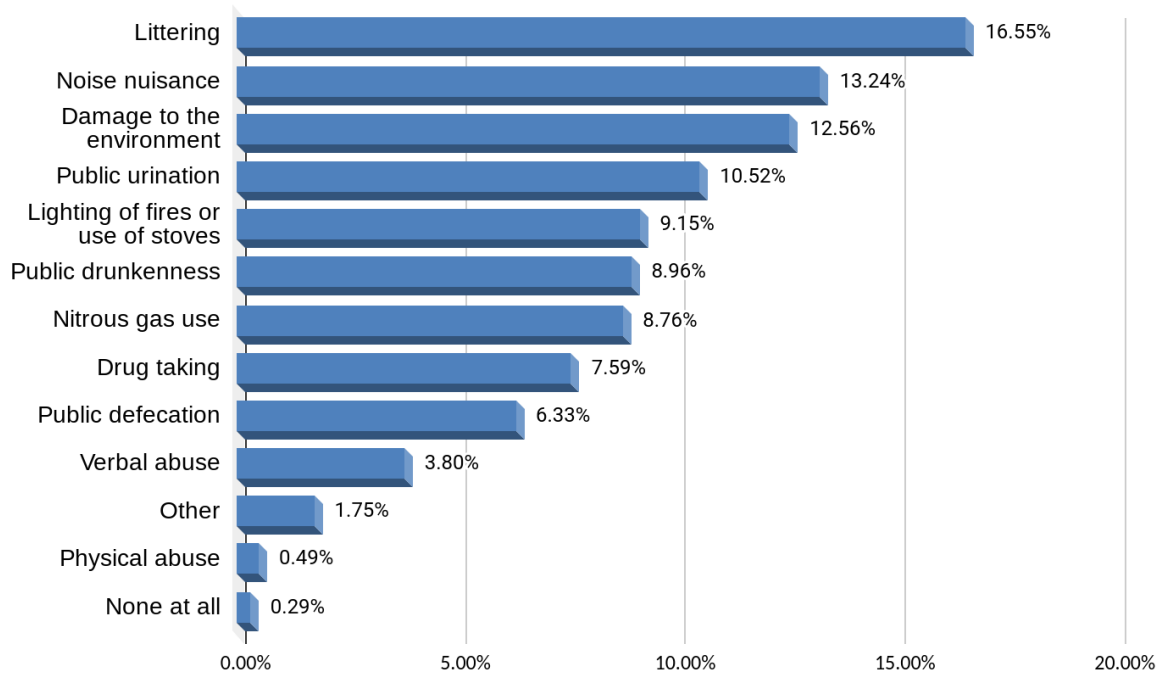
The chart above represents whether a respondent has experienced antisocial behaviour, noise nuisance or environmental damage at Wick Woodland, Hackney Marshes or the surrounding areas.

The majority of respondents, just under 63%, stated that they have experienced antisocial behaviour, noise nuisance or environmental damage at Wick Woodland, Hackney Marshes or the surrounding areas (179).

Just over 37% of respondents stated that they have not experienced antisocial behaviour, noise nuisance or environmental damage in the area (107).

---

**If yes, what types of antisocial behaviour have you experienced? Tick all that apply (Base 1027 responses)**



The chart above represents responses to the question of what types of antisocial behaviour respondents have experienced.

The highest percentage of respondents, just under 17%, stated that they have experienced littering in the area (170).

This is followed by noise nuisance (136), damage to the environment (129), public urination (108), lighting of fires or use of stoves (94), public drunkenness (92), nitrous gas use (90), drug taking (78), public defecation (65) verbal abuse (39), other (18), physical abuse (5) and none at all (3).

Respondents who selected “other” were asked to tell us what kinds of antisocial behaviour they had experienced (Base 35). Some comments expanded on the types of antisocial behaviour listed in the question:

Key Theme	Count
Dangerous & reckless driving - Motorbikes, e-scooters, quad bikes & cyclists	12
antisocial, aggressive behaviour & harassment	6
Raves & unauthorised music events	4
Littering	3
Behaviour of dogs and dog fouling	3

Wild swimming & environmental damage to rivers	3
Skateboarding	2
Vandalism & graffiti	2
Women's safety	2
Barbeques	1
Drinking	1
Petrol remote control cars	1
Public defecation	1
Public indecency	1

### **Dangerous and reckless driving**

Respondents stated that they had experienced antisocial behaviour related to reckless driving of motorbikes, electric scooters, quad bikes and cyclists:

*"Riding of scooters (both electric and liquid fuel) and similar vehicles"*

*"Cycling in non cycling areas"*

*"Motorbikes and e scooters"*

### **antisocial, aggressive behaviour & harassment**

Respondents stated that they had experienced antisocial and aggressive behaviour, including verbal harassment:

*"Intimidation from large groups of people."*

*"Verbal harassment."*

### **Raves & unauthorised music events**

Respondents stated that they had been impacted by unauthorised music events such as raves:

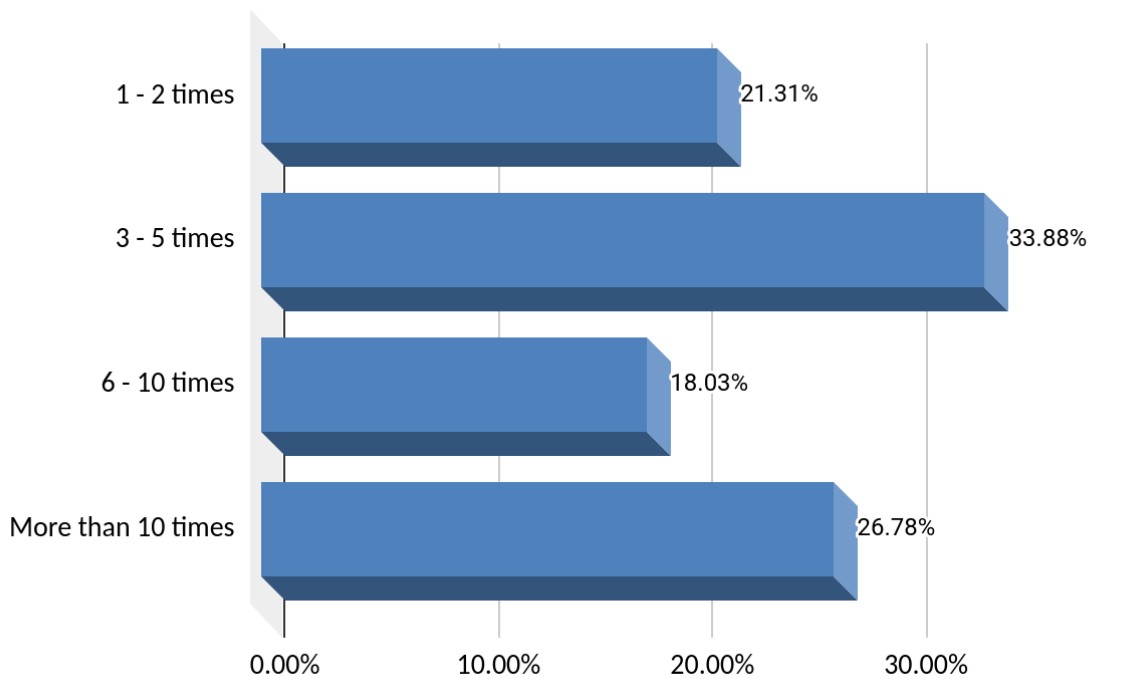
*"Loud party with PA system on full blast at 8.30am"*

All other themes had a much lower count. These comments are available on request.

---



**How often have you experienced instances of antisocial behaviour (ASB) in the last 6 months? (Base 183)**



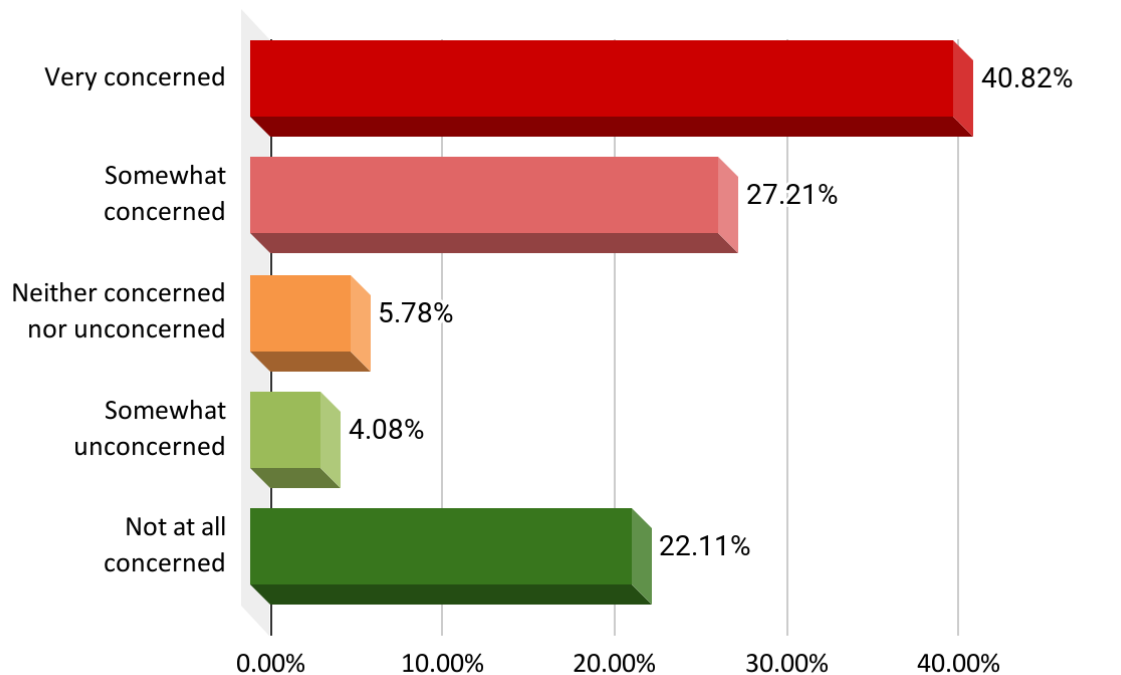
The chart above represents how often respondents have experienced antisocial behaviour in the last 6 months.

The highest percentage of respondents, just under 34%, stated that they have experienced antisocial behaviour 3-5 times in the last 6 months (62).

This is followed by more than 10 times (49), 1-2 times (39) and 6-10 times (33).

---

**How concerned are you about antisocial behaviour in Wick Woodlands, Hackney Marshes and the surrounding areas? (Base 285)**



The chart above represents how concerned respondents are about antisocial behaviour in Wick Woodlands, Hackney Marshes and the surrounding areas.

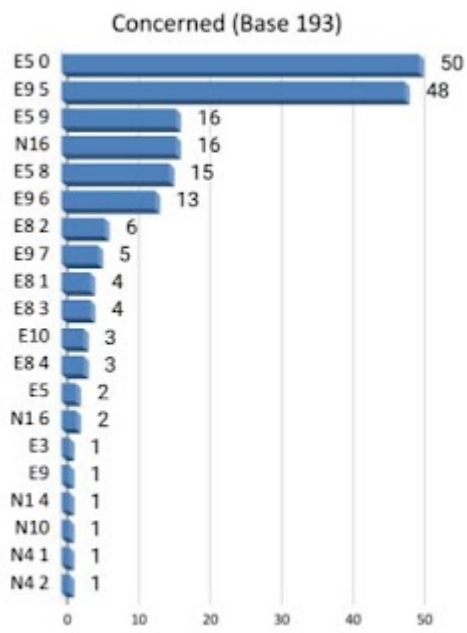
The majority of respondents, just over 68%, stated that they are concerned (very concerned and somewhat concerned combined) about antisocial behaviour in Wick Woodlands, Hackney Marshes and the surrounding areas (200).

Just over 26% of respondents stated that they are unconcerned about antisocial behaviour (77). Just under 6% of respondents stated that they are “neither concerned nor unconcerned” (17).

Postcode analysis of those who were concerned (very concerned and somewhat concerned combined) and those unconcerned (somewhat unconcerned and not at all concerned combined), did not show any significant issues of those from postcodes which were further away from the proposed areas.

Only a very small number of respondents showed both concern and unconcern outside the main E5 0 and E9 5 areas, but not enough to raise any questions with regards to the overall response.

Please see below for charts showing the cross-analysis of postcodes by “How concerned are you about antisocial behaviour in Wick Woodlands, Hackney Marshes and the surrounding areas?”



**How has the ASB you have experienced affected you and how you use Wick Woodlands, Hackney Marshes and the surrounding areas? (Base 165)**

<b>Key Theme</b>	<b>Count</b>
Littering	50
Safety concerns	50
Environmental & wildlife damage	41
Excessive noise at antisocial hours	33
Unauthorised music events	29
General discomfort & less enjoyable use of space	26
Public urination and/or defecation	16
Drug use & drug dealing	13
Comments relating to specific locations	10
Dog fouling & behaviour of dogs	8
Dangerous & reckless driving - motorbikes, scooters & cyclists	8
Impact on respondent's mental and/or physical health	7
Drinking	7
Open fires & barbeques	7
Verbal abuse and antisocial behaviour	6
Football	6
No problem with antisocial behaviour	5
Other comments not related to antisocial behaviour	4
Swimming	2
Boats	2
Parking	1
Graffiti & vandalism	1
Consultation comment	1

**Littering**

Respondents commented on littering in the proposed areas and the impact of this on their use of the space:

*"I go for a walk in the area everyday and I hate to see this beautiful green area being full of trash and damage."*

*"Constant littering is distressing every single day"*

*"It's a shame to see so much rubbish everywhere, particularly after sunny days. It can also be dangerous if there is antisocial behaviour given there are often stretches of land with no land and no way to find a nearby person."*

### **Safety concerns**

Respondents stated that the ASB they had experienced contributed to safety concerns and fear of the areas including concern about women's safety, and resulting in respondents using the space less:

*"We avoid certain areas at certain times of the day."*

*"Cautious when visiting with children"*

*"It makes me feel unsafe walking around certain areas and it's affecting my mental health due to the lack of sleep as a consequence of the noise"*

### **Environmental & wildlife damage**

Respondents commented on the impact of environmental and wildlife damage as a result of ASB in the areas:

*"I am concerned about the impact on birds and small animals in the parks"*

*"These areas were, until recently, wonderful semi-wild places, providing habitat for much needed wildlife and biodiversity and peaceful spaces for people to walk and relax. Since the first lockdowns, I have been extremely saddened by the extensive littering and damage to the environment in these areas."*

*"I use the marshes for wildlife walks and observation. It is awful to see habitats lost." [sic]*

### **Excessive noise at antisocial hours**

Respondents commented on their experiences of excessive noise and the impact of this on their ability to sleep:

*"It has made life unbearable in the summer months, I've had to use ear plugs to aid sleep. And my children are sleeping in non ventilated rooms because I have to close windows so the smell of cannabis and tobacco does not enter"*

*"Unable to sleep at night due to noise from parties in Wick Woodland."*

*"The noise is very bad. It goes on throughout the night. I get no sleep."*

### **Unauthorised music events**

Respondents talked about the impact of unauthorised music events such as raves, parties and the use of loudspeakers:

*"It's a nightmare in the summer. We used to walk our dog and small children in this area, but the summer raves are trashing and polluting what was formerly a tranquil green space. We don't use the woods that much any more, and don't let our dog off lead in case he rolls in something"*

*"Noise from speakers (private stereos) played by inconsiderate park/marsh users has forced me to move countless times from park benches (and my own private balcony that overlooks Millfields North) where I have been attempting to read quietly while enjoying the outdoors."*

*"The noise from base music, a PA system and people noise has kept me awake until 3am. Even with the windows closed it isn't possible to block out the noise, especially at night."*

### **General discomfort & less enjoyable use of space**

Respondents stated that their experience of ASB made them less likely to use the space at Wick Woodlands, Hackney Marshes and surrounding areas:

*"Makes it feel unpleasant in those spaces as opposed to restful and pleasant."*

*"Makes it a less enjoyable experience to walk. In the area, there is rubbish and human waste in many areas."*

*"It limits the way I use my neighbourhood, especially when out with my young child as we never know what will happen or what we are going to find when we go for a family walk or exercise."*

### **Public urination and/or defecation**

Respondents commented on how experiencing public urination and/or defecation impacted their experience of the space:

*"I often need to clean human faeces [sic] from Daubeney Fields wooded area which school children use as well as rubbish. I tend not to use the park if it is too busy as electric scooters and mopeds will use the path as a cut through. The motorbikes on Wick Woods stop me walking my dog there off the lead"*

*"Cannot walk with my dog in the woods on the Marshes or Wick Woodland or Daubeney field due to human excrement, vomit or leftover barbecue food which he has eaten or rolled in and become very ill. This has happened to other dogs I know as well. It is also unsafe for children."*

*"Makes it a less enjoyable experience to walk. In the area, there is rubbish and human waste in many areas."*

### **Drug use & drug dealing**

Respondents commented on drug use, dealing and paraphernalia in the areas:

*"it makes it a more unsafe area and affects things like Forest school when they're unable to use the area due to unsafe amounts of litter/drug paraphernalia and defecation. It's also extremely damaging to the environment which I see as more troubling than to myself."*

*"As a female, I feel uncomfortable walking my dog or sitting in the park alone if there are large groups of men drinking or smoking marijuana etc. in Millfields (typically but sometimes also the Marshes)..."*

*"It makes me sad to see the litter and damage to the environment and I avoid the area under the bridge and don't go into the woodland if there is a party there. We can hear the noise of the raves in our house and it keeps us awake. When I have spoken to people about it they have verbally abused me. They are openly dealing drugs and selling alcohol."*

### **Comments relating to specific locations**

Respondents commented on their experiences of ASB in specific locations such as along the River Lea, Mabley Green, Hackney Marsh, Hackney beach and the canal:

*"It's a mess by the River Lea on the Marshes. It's the environmental impact that concerns me."*

*"Damage to mental health and neighbourhood as well as the natural environment. Mabley Green has seen significant damage as well due to regular events on Saturday afternoons/evenings/nights."*

*"The littering, drinking and drug taking around the river Lee (Hackney Marsh, North East side where the golf course used to be) is terrible now, ever since "Hackney Beach" was facebooked. There are Kingfishers, owls and other wildlife being threatened by this."*

### **Dog fouling & behaviour**

Respondents shared experiences of the challenges to walking their dogs, dangerous dog behaviour and dog fouling:

*"I avoid mabley Green at weekends due to children riding motorbikes and putting my small child at risk. A bull terrier destroyed my child's brand new kite on mabley Green leaving me and my child terrified. The owner took no responsibility and I could not get in touch with a dog warden to complain"*

*"I'm walking everyday my kid through the marshes and on Sunday afternoons after the football games the fields are full of plastic bottles. During the week there are more and more plastic bags with dog poop everywhere"*

### **Dangerous & reckless driving - motorbikes, scooters & cyclists**

Respondents commented on dangerous and reckless driving of motorbikes, quad bikes, electric-scooters and cyclists:

*"Using it much less, cyclists make it virtually unusable from 4pm until 7pm every night. There are bits that you don't want to walk across because it is taken over by groups of people that don't exactly make me feel comfortable at times. The barbeques worry me because of the danger of fires to wildlife, the swimmers in the river seem to have scared off the owls."*

*"I visit these areas daily, including our school run by bike to Mossbourne Riverside Academy. I have to explain the littering to my daughter. We have to avoid the persistent dog fouling on the bridge at the end of Daubeney Road, while walking our bikes over the bridge. I have seen at least one toddler hit by an e-scooter on the path beside Millfields Estate play area, and seen further near misses at Daubeney Fields. These are being driven way too fast (20mph+), if they are legal at all. The fact that they are near-silent and used on public footpaths makes them potentially lethal."*

### **Impact on respondent's mental and/or physical health**

Respondents described the impact of ASB on their mental and physical health:

*"I no longer go under the Eastway bridge or into Wick Woodland in the evenings. I can hear the music in my house and it's seriously affecting my mental and physical health."*

*"Question above should be in the last year, as issues are experienced mostly over the summer. I have had mental and physical health issues due to sleep deprivation. It has also affected my relationship with my partner as we could not sleep any weekend (and sometimes weekdays) in summer, and he even had suicidal thoughts. It also had financial implications as I had to vacate my flat to stay somewhere else in order to sleep."*



## **Drinking**

Respondents commented on the impact of drinking and public drunkenness in the areas:

*“Large groups of drunk people feel quite threatening. I am not comfortable walking on the marshes when these kinds of events are taking place.”*

*“I am near Daubeney Fields, where I take my kids to play. But I avoid it when I see a group of people doing parties, loud music, smoking, drinking etc. I always protect my children, I don't want them to see or hear this kind of behaviour”*

## **Open fires & barbeques**

Respondents commented on the use of barbeques and open fires:

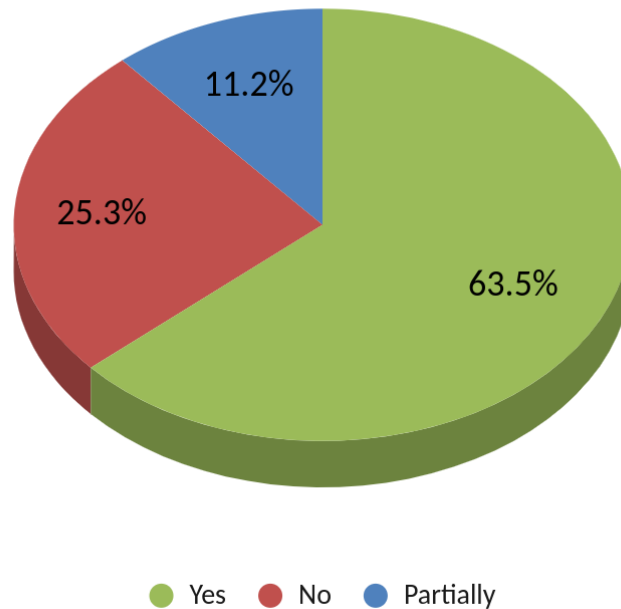
*“Issues with dog walking - finding human faeces is deeply unpleasant. Finding large amounts of litter and leftover bbq / embers of fires in the woods”*

*“Finding litter and used barbecue trays makes the area less attractive, it is less appealing to sit and spend time there, and is a potential health hazard.”*

All other themes had a much lower count. These comments are available on request.

---

**Do you support the introduction of a Public Space Protection Order (PSPO) as outlined in the consultation introduction and overview? (Base 285)**



The chart above represents whether the respondents support the introduction of a Public Space Protection Order (PSPO) as outlined in the consultation introduction and overview.

The majority of respondents, just under 64%, stated that they support the introduction of a PSPO as outlined in the consultation (181).

Just over 25% of respondents stated that they do not support the introduction of a PSPO (72). Just over 11% partially support the introduction of a PSPO (32).

---

**Do you support the introduction of a Public Space Protection Order (PSPO) as outlined in the consultation introduction and overview? (Base 203)**

Responses were analysed and coded into the following themes. Comments were themed as in support of, in opposition to and neither in support nor opposition to the PSPO.

**Comments in support of the introduction of a PSPO:**

<b>IN SUPPORT</b>	<b>104</b>
In favour: Broad comments	35
In favour: Protection of the environment & woodland	34
In favour: ASB reduction, policing & safety	27
In favour: Littering	15
In favour: Noise pollution	14
In favour: Alcohol & drug use	6
In favour: Fines	3
In favour: Barbeques	1
In favour: Motorbikes	1
In favour: Public urination and/or defecation	1
In favour: Include swimming	1

104 respondents made comments in support of the introduction of a Public Space Protection Order (PSPO) as outlined in the consultation introduction and overview. Therefore the majority of comments are in support of the introduction of a PSPO.

**In favour: Broad comments**

Respondents made broad comments in support of the introduction of a PSPO in order to protect the environment and woodland:

*"I believe one has been in place up until now and it has worked to create a peaceful environment for all to enjoy."*

*"I would like to see a comprehensive PSPO applied across Wick Woodland, Hackney Marshes and Mabley Green"*

*"It seems absolutely necessary."*

**In favour: Protection of the environment & woodland**

Respondents stated that they support the introduction of a PSPO in order to protect the environment and woodland:

*“Yes I believe a PSPO should be fully enforced in the Wick area to protect the natural area and neighbouring residents.”*

*“Green spaces need protection for both public enjoyment and wildlife.”*

*“Yes I agree people need to be fined if they are breaking the rules and destroying the beautiful parks and wick wood. The rubbish left behind is dangerous for children and wildlife.”*

### **In favour: ASB reduction, policing & safety**

Respondents stated that they support the introduction of a PSPO and commented on the impact on safety, reduction in ASB and need for policing:

*“The PSPO will give the police the tools they need to help keep these spaces for everyone and for the wildlife.”*

*“I fully support the PSPO as it may reduce ASB on the marshes and neighbouring areas.”*

*“Anti-social behaviour and abuse makes this space unusable for many groups of people, including people with protected characteristics.”*

### **In favour: Littering**

Respondents stated that they support the introduction of a PSPO and commented on littering:

*“I support this in the belief that it may help restore these spaces to their former state, and avoid the extensive littering and damage that has been happening of late.”*

*“I hope that it would deter people from littering and entering spaces such as the river and damaging the ecosystem.”*

### **In favour: Noise pollution**

Respondents stated that they support the introduction of a PSPO and commented on noise pollution related to parties and unauthorised music events:

*“Any intervention which would end this noise pollution is welcomed. I am also concerned about the damage to the environment caused by the parties taking place in Wick Woodland. I have volunteered with Tree Musketeers to maintain the woodland and create habitat for wildlife and this is being damaged by these*

parties.”

“Hopefully it will make the areas safer and reduce the amount of noise nuisance we have to endure when the weather is nice.”

All other themes in support of the introduction of the PSPO had a lower count.

### **Comments in opposition to the introduction of a PSPO:**

<b>OPPOSED</b>	<b>59</b>
Opposed: Legitimate use of space	33
Opposed: Concerns about policing & enforcement (including systemic racism)	14
Opposed: Broad comments	8
Opposed: Unnecessary to extend PSPO	8
Opposed: Alternative solution proposed	7
Opposed: Lack of evidence or justification for PSPO	4
Opposed: Litter problem only	1
Opposed: Fires	1
Opposed: Complaints during Covid don't represent typical usage	1

59 respondents made comments in opposition to the introduction of a Public Space Protection Order (PSPO) as outlined in the consultation introduction and overview.

### **Opposed: Legitimate use of space**

Respondents stated that they oppose the introduction of a PSPO and stated that the use of space outlined in the introduction and proposed PSPO is a legitimate use of space that does not represent ASB:

*“Open spaces need to be shared by all and parties are a legitimate use of most of these areas.”*

*“This is a public open space, people must be allowed to gather & enjoy a bit of music. Where a nuisance is caused there are other already existing avenues for complaints.”*

*“I don't think it's necessary, and I think these raves provide great value, of socialisation, connection etc.”*

### **Opposed: Concern about policing**

Respondents stated that they oppose the introduction of a PSPO and shared their concerns about policing of ASB, including concerns about discrimination and systemic racism:

*"I live locally, just beside Millfields Park. Young people need opportunities to go out and have fun in the summer in London, particularly those without access to their own gardens. Hackney Marshes is a massive outdoor space without homes directly overlooking it, it's the perfect place for people to socialise and connect. A PSPO will only disproportionately affect young/racialised and poorer people. It's racist, completely unfair and against the spirit of Hackney."*

*"It is a way to criminalise the young and ethnic minorities, the exact people who we need to make sure feel comfortable using our natural spaces."*

*"Having lived in the area for a long time I have not been bothered by any supposed antisocial behaviour. I would be much more bothered by police having increased powers. Existing powers already cover any genuinely criminal behaviour. Part of what makes Hackney Wick such a vibrant and interesting area is the spontaneous events that pop up and I'd hate to see these limited."*

### **Opposed: Broad comments**

Respondents made broad comments in opposition to the introduction of a PSPO:

*"It is intrusive and unnecessary."*

*"Because it's a free forest public space available for everyone it shouldn't be suddenly looked after like it's a forbidden area"*

### **Opposed: Unnecessary to extend PSPO**

Respondents stated that they believe it is unnecessary to reintroduce PSPO:

*"I live directly opposite Wick Woodland. There was a problem with music events at one point, but it was minor. I'm opposed to increasing the Public Space Protection Order when, as a local resident, there appears to be very little problem necessitating the order"*

*"It isn't necessary."*

The other themes had a lower count.

**Comments neither in support of nor in opposition to the introduction of a PSPO:**

Neither oppose nor support	22
Comments on specifics of the consultation and/or impact of proposed PSPO	19
Alternative solution	3

22 respondents made comments neither in support of nor in opposition to the introduction of a Public Space Protection Order (PSPO) as outlined in the consultation introduction and overview.

**Comments on specifics of the consultation and/or impact of proposed PSPO**

Respondents offered comments on the consultation and the potential impact of the proposed PSPO, including comments that gave partial support for the PSPO:

*“This should only be enforced in extreme cases. Sound systems and large groups litter, destruction of woodland and upsetting nature. Not used against family and community groups.”*

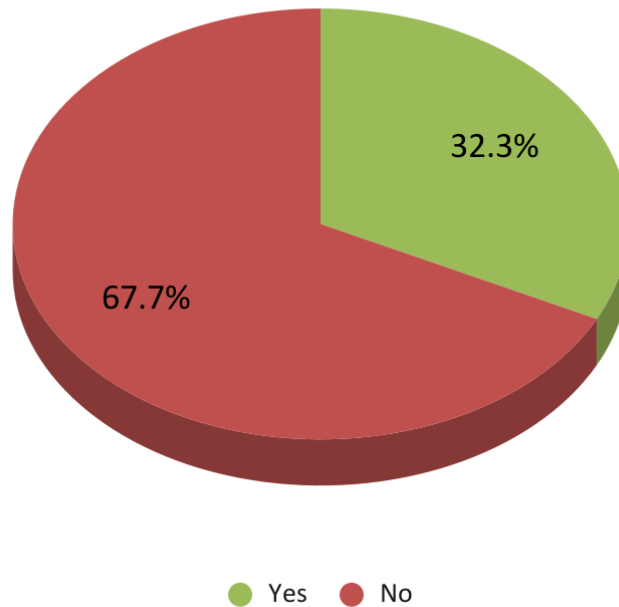
*“I think it would be good if there were more direct intervention when people are engaging in antisocial behaviour, but I am concerned about prejudice and racism in the police, and that this is likely to disproportionately affect black and brown members of our community.”*

*“I think the music and parties in Wick Woods isn’t necessary because there are lots of nightclubs nearby in Hackney Wick for people to enjoy. However, family style parties in Mabley Green should not be included in this - they are harmless and appropriate for summer activity in the park.”*

The other theme had a lower count. These comments are available on request.

---

**Do you think any elements of the proposed PSPO should be removed? (Base 296)**



The chart above represents whether the respondents think elements of the proposed PSPO should be removed.

The majority of respondents, just under 68%, stated that they do not think any elements of the proposed PSPO should be removed (191).

Just over 32% of respondents stated that they think elements of the proposed PSPO should be removed (91).

Respondents were asked to explain their response to the above question. Responses were coded into the following themes (base 105):

Key Theme	Count
Remove all proposals	22
Amend proposals related to music & use of space	18
Happy with proposed PSPO	13
Against policing & limiting use of public space	9
Allow small fires	4
Amend proposals for fines	4
Greater focus on litter & waste management	4
Amend proposals for N <sub>2</sub> O canisters	4
Clarify proposals related to plant damage & removal of plants	3
More enforcement needed	3



Amend proposals for fires & barbeques	1
Amend ban on vehicles	1
Most proposals already covered by existing legislation	1
Do not ban alcohol	1
Do not include Mabley Green	1

### **Remove all proposals**

Respondents stated that all elements of the proposed PSPO should be removed or that they were against the PSPO:

*"All of the elements.*

*"Yes, remove all elements. Have no PSPO."*

*"All of it."*

### **Amend proposals related to music**

Respondents commented that either the elements related to music should be removed or that music should be allowed to be played at certain times:

*"Music and gatherings are not an issue if correctly organised"*

*"Please don't stop people playing music."*

*"The restrictions on playing music."*

### **Happy with proposed PSPO**

Respondents stated that they were happy with all elements of the proposed PSPO:

*"Happy with all that is proposed."*

*"I think they are all necessary"*

### **Against policing & limiting use of public space**

Respondents were critical of the elements related to policing of PSPOs and public space:

*"The anti social behaviour I have experienced is 99% litter related and requires the provision of more bins in the first instance. The parks should be open spaces"*

*for people to enjoy as they wish. The policing and limitations placed on public spaces is unacceptable” [sic]*

*“Any police-related elements”*

All other themes had a much lower count. These comments are available on request.

---

**Is there anything you feel needs to be added to the PSPO? (Base 128)**

<b>Key Theme</b>	<b>Count</b>
Nothing to add	32
Disagree with PSPO	12
More enforcement needed in the area	11
Amend proposals for fines	9
Actions to reduce ASB	9
Add elements to limit dangerous driving	8
Greater focus on litter & waste management	7
Include other locations	6
Specify time PSPO for noise & music usage hours will be enforced	4
Add dog walking and fouling restrictions	4
Add swimming	2
Comments on other ASB	2
Add fishing	2
Limit the PSPO to 1 year	1
Add theft	1
Ban the sale of disposable BBQs in area	1
Comment on the Council's impact on environment	1
Stop the Millfields fair	1
Add definition of "vehicle"	1
Add fireworks ban	1
Comments on Women's safety	1
Add alcohol consumption	1

**Nothing to add**

Respondents stated that they feel nothing needs to be added to the PSPO:

*"No"*

*"Seems comprehensive"*

*"No, it seems to cover everything I have witnessed."*

**Disagree with PSPO**

Respondents stated that they disagree with the proposed PSPO:

*"No, except that it should not be proceeded with. Do not proceed with a PSPO on Wick Wood."*

*"There should be no PSPO"*

*“Stop it going through”*

### **More enforcement needed in the area**

Respondents stated that more enforcement of the PSPO was needed in the area:

*“No, but it is essential that there are sufficient resources to enforce the PSPO”*

*“Enforcement of it really needs to be thought through, otherwise this is a waste of time. I also think that when you try to shut these things down they spring up elsewhere (music events particularly). If you made a process for these people to put on small events in public places in a way that was compliant then they wouldn't hide away. If you don't build this, the problem will spring up somewhere else, in someone else's backyard.”*

*“No, just the issue of enforcement which needs to be beefed up and implemented.”*

### **Amend proposals for fines**

Respondents stated that the proposed fine should be amended:

*“Fines should be higher as a deterrent factor.”*

*“I think a £100 fine is too little. Not much deterrent. £500 or £1000 would be a bigger deterrent”*

*“Bigger fines for rubbish dumping and fly-tipping”*

### **Actions to reduce ASB**

Respondents suggested actions that could be taken to reduce ASB, outside of the parameters of the proposed PSPO including more signage, public toilets, and public awareness campaigns:

*“A commitment to introduce more waste management measures and signage in these areas to remind people of their responsibilities to protect nature.”*

*“perhaps specify the impact people have on wildlife by doing these things as it may make them care more than the idea that its “just not allowed”. if people know they are actively damaging wildlife they may consider their actions more.”*

*“Cyclist should use the roads and new cycle paths and stay off the public footpaths , or given their own cycle path on the park , toilets also need to be*

*installed for all visitors to our green spaces , there are none available so people just use the park instead” [sic]*

### **Add elements to limit dangerous driving**

Respondents called for the PSPO to include elements that would limit dangerous driving of electric scooters, cyclists, skateboarders and electric bikes:

*“Yes some rules on bikes and scooters , they are very dangerous and go too fast , need their own path and should be fined if they don’t use them”*

*“Can you put in speed humps to slow down the fast bikes on the road that runs between the river Lee and the football pitches?”*

### **Greater focus on litter & waste management**

Respondents stated that there should be more waste management in the area to and more done to combat littering:

*“Littering is a huge problem especially from picnics in the area, if anything could be done about this it would be ideal.”*

*“A commitment to introduce more waste management measures and signage in these areas to remind people of their responsibilities to protect nature.”*

### **Include other locations**

Respondents suggested locations to add, including the Hackney Concrete Bumps Skatepark, the River Lea northern bank, and the towpath, in addition to areas further from the proposed PSPO area such as Clapton Park & St. John’s Churchyard

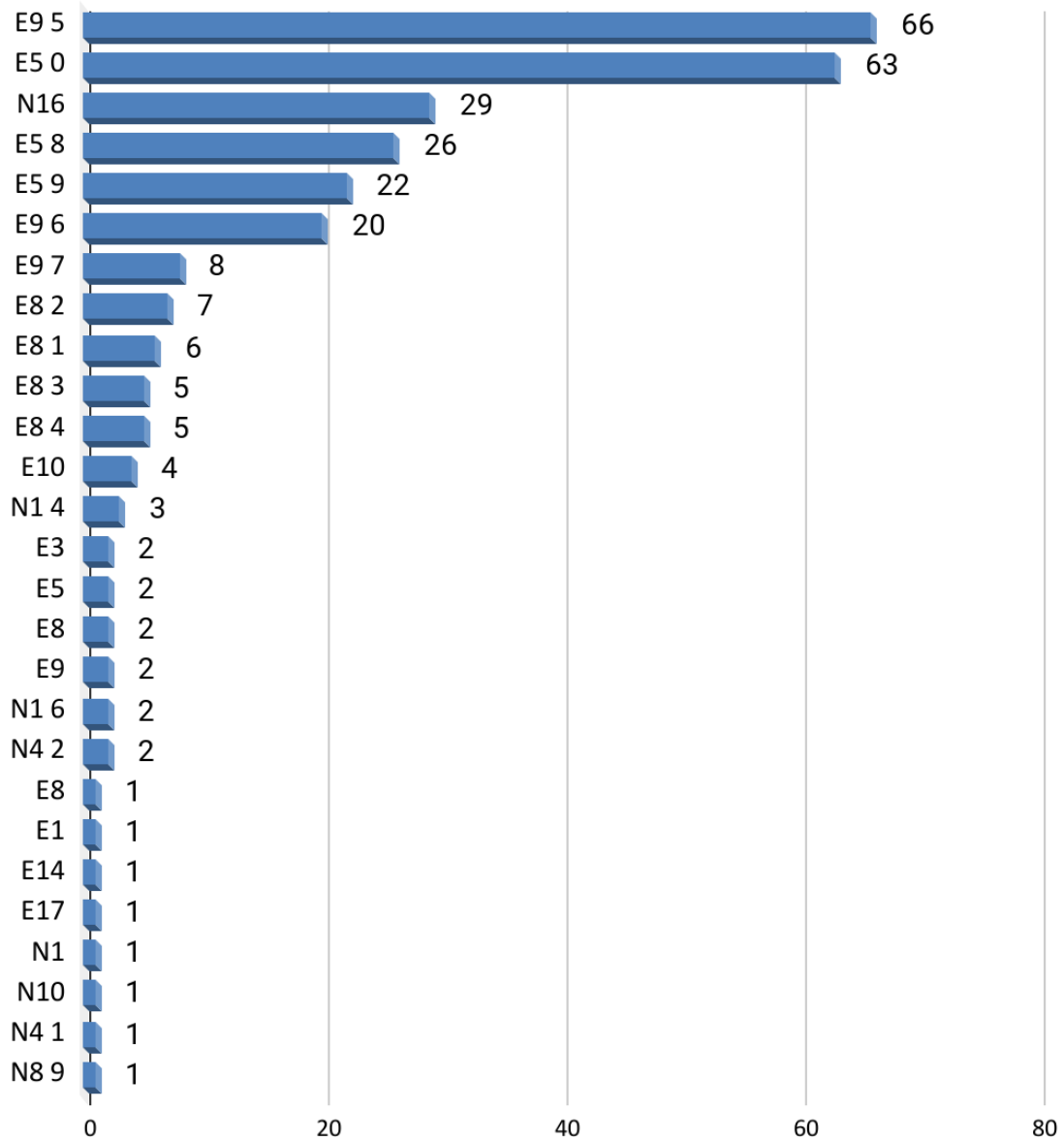
*“Include the towpath in front of Here East as there have been raves with sound systems there recently”*

*““Make sure it includes hackney bumps skate park near daubeney fields Thanks”*

All other themes had a far lower count.

---

## Postcode analysis

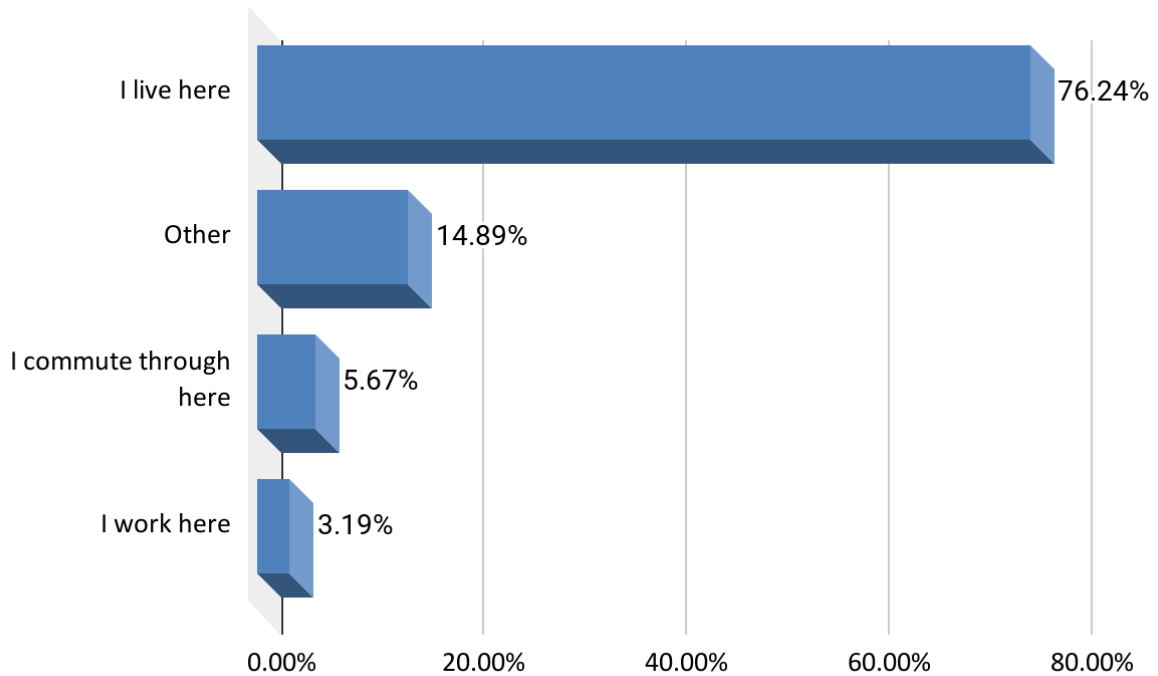


The chart above represents the postcodes provided by respondents.

The highest number of respondents stated that their postcode was E9 5 (66), closely followed by E5 0 (63). E9 5 and E5 0 are the areas closest to Wick Woodland, Hackney Marshes and the surrounding areas included in the proposed PSPO. Therefore, the highest number of respondents stated that they lived in the area most likely to be affected by antisocial behaviour detailed in the introduction and proposed PSPO.

## About you

### What is your connection to Wick Woodlands, Hackney Marshes and the surrounding areas? (Base 282)



The chart above represents respondents' connection to Wick Woodlands, Hackney Marshes and the surrounding areas.

The majority of respondents, just over 76%, stated that they live in the area (215).

This is followed by "other" (42), "I commute through here" (16) and "I work here" (9).

Respondents who stated "other" were asked to specify their connection to the area (base 62):

<b>Connection to area</b>	<b>Count</b>
Social, recreational and exercise use of the space	47
Live here	10
Work nearby	6
Volunteering & environmental use	5

### Social, recreational and exercise use of the space

Respondents stated that they used the space socially, for recreation, and for exercise:

*"I enjoy the green space here"*

*"I walk my dog"*

*"I use marshes often"*

### **Live here**

Respondents stated that they live in Wick Woodland, Hackney Marshes or surrounding area:

*"I live very close by"*

### **Work nearby**

Respondents stated that they work in Wick Woodland, Hackney Marshes or surrounding area:

*"I live and work here"*

### **Volunteering & environmental use**

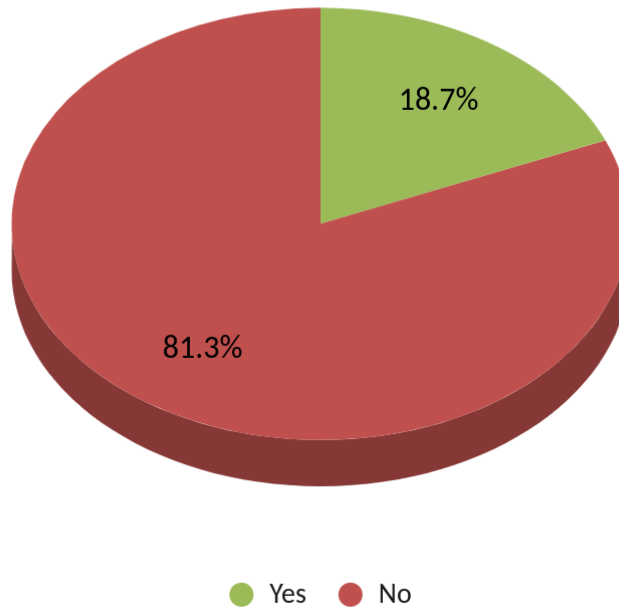
Respondents stated that they volunteer or take part in environmental projects in the area:

*"I volunteer at the tree nursery and have done work on both sites in terms of conservation and biodiversity."*

---



**Are you a member of a community organisation? (Base 289)**



The chart above represents whether a respondent is a part of a community organisation.

The majority of respondents, just over 81%, stated that they are not a member of a community organisation (235).

Just under 19% of respondents stated that they are a member of a community organisation (54).

Respondents who stated they are part of a community organisation were asked to specify which community organisations they were a member of (base 41):

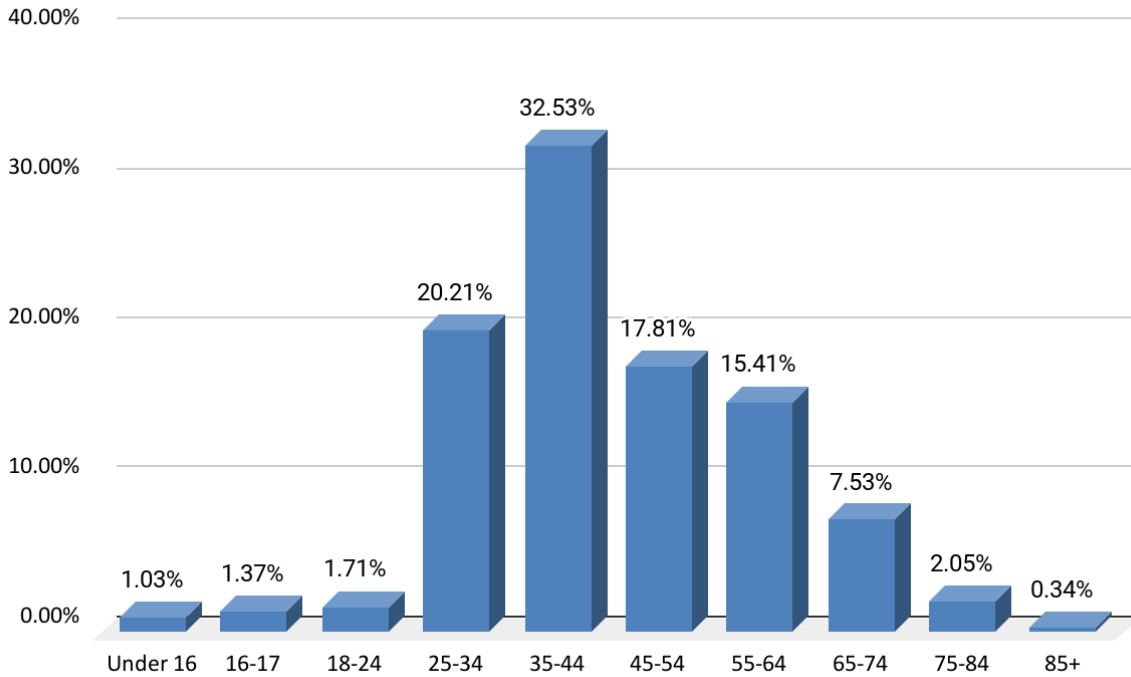
- Matchmakers Wharf Residents Association
- Hackney Community Tree Nursery
- Save Ridley Road
- Morning Lane Peoples' Space
- Millfields User Group
- Daubeney Fields Forever
- 10 x greener
- Save Lea Marshes
- Tree Musketeers
- Kingsmead TRA
- Herbert Butler TRA
- Alvington Committee
- Muswell Hill FoE
- Rise. 365
- Hackney Society
- Wildlife Gardeners of Haggerston
- Millfields User Group
- U3A
- Hackney XR
- London Fields User Group
- Labour Party

- Hackney Allotment Society

- Hackney Herbal



**Age: what is your age group? (Base 292)**



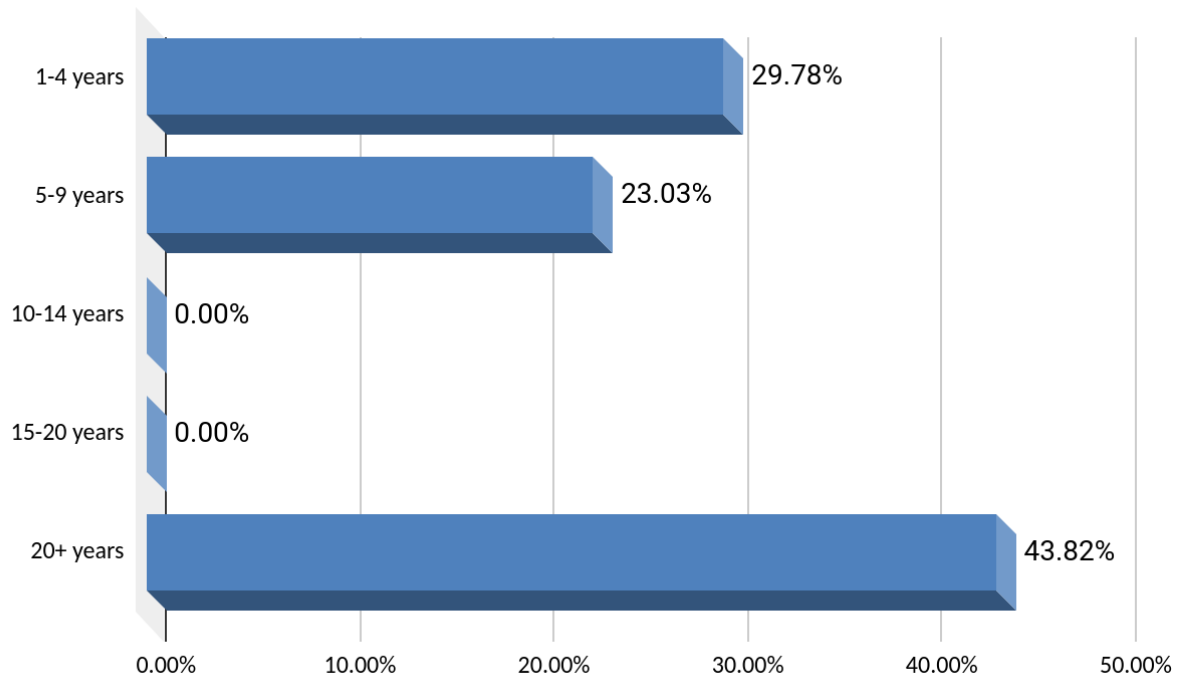
The chart above represents the respondents' stated age groups.

The highest percentage of respondents, just under 33%, stated that they are aged 35-44 (95).

This is followed by 25-33 (59), 45-54 (52), 55-64 (45), 65-74 (22), 75-84 (6), 18-24 (5), 16-17 (4), under 16 (3) and over 85+ (1).

---

**If you live in the areas surrounding Wick Woodlands and Hackney Marshes please tell us how long you have lived here: (Base 178)**



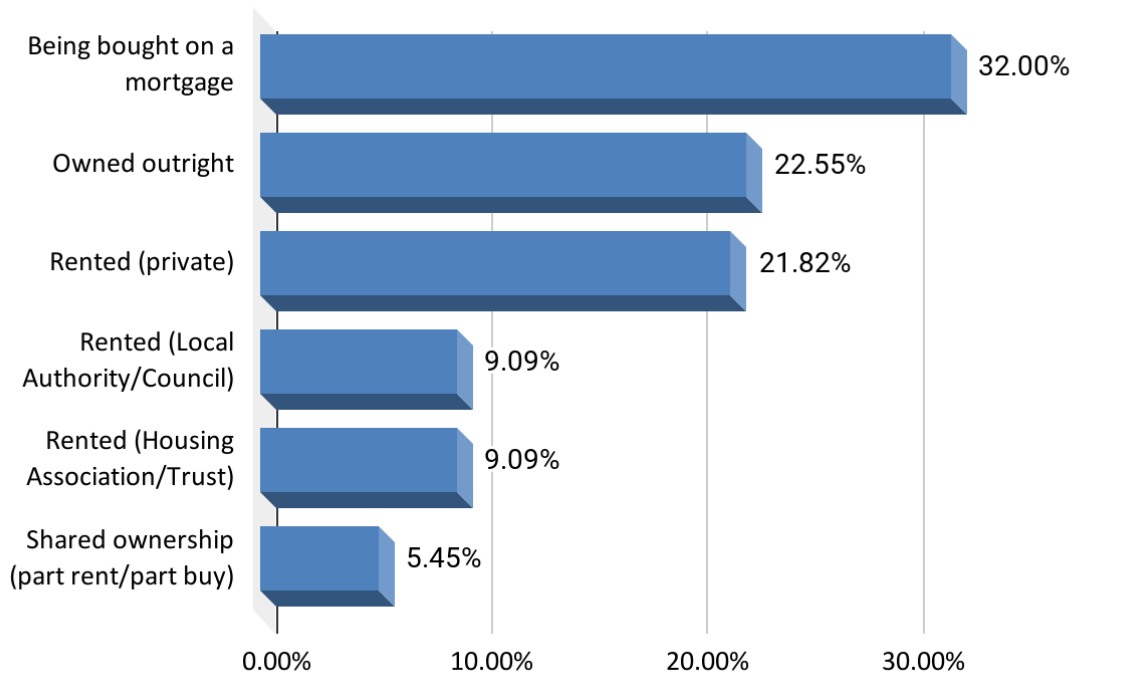
The chart above represents the length of time respondents have lived in the areas surrounding Wick Woodlands and Hackney Marshes.

The highest percentage of respondents, just under 44%, stated that they have lived in the area for 20+ years (78).

This is followed by 1-4 years (53) and 5-9 years (41).

---

**Housing Tenure: Which of the following best describes the ownership of your home? (Base 275)**



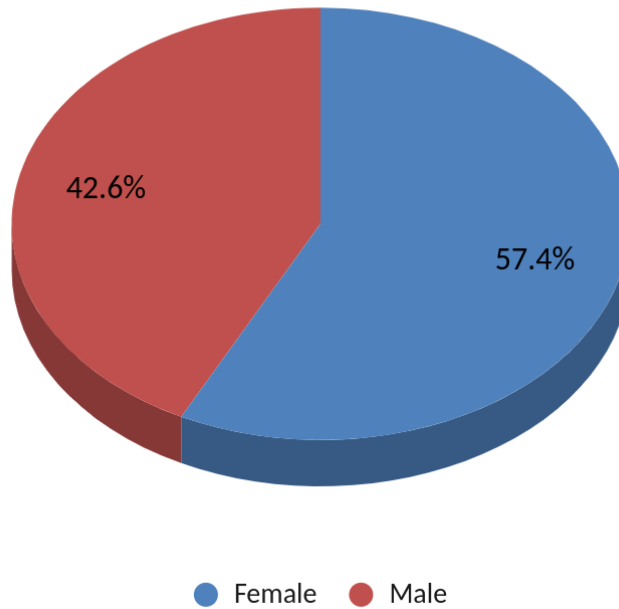
The chart above represents the housing tenure of respondents.

The highest percentage of respondents, 32%, stated that their home is being bought on a mortgage (88).

This is followed by owned outright (62), rented (private) (60), rented (local authority/council) (25), rented (housing association/trust) (25), shared ownership (part rent/part buy) (15).

---

**Gender: Are you... (Base 282)**



The chart above represents the stated gender of respondents.

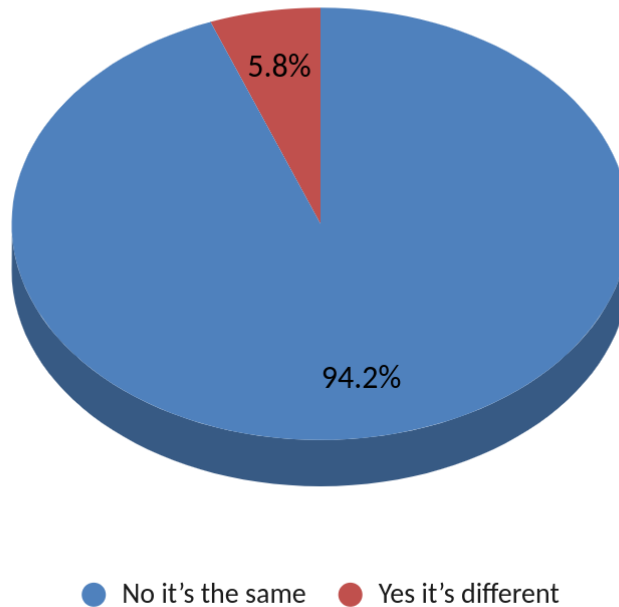
The majority of respondents, just over 57%, stated that they are female (162).

Just under 43% of respondents stated that they are male (120).

If respondents preferred to use their own term, they were asked to provide this. One respondent stated that they are non-binary.

---

**Gender: Is your gender identity different to the sex you were assumed to be at birth? (Base 276)**



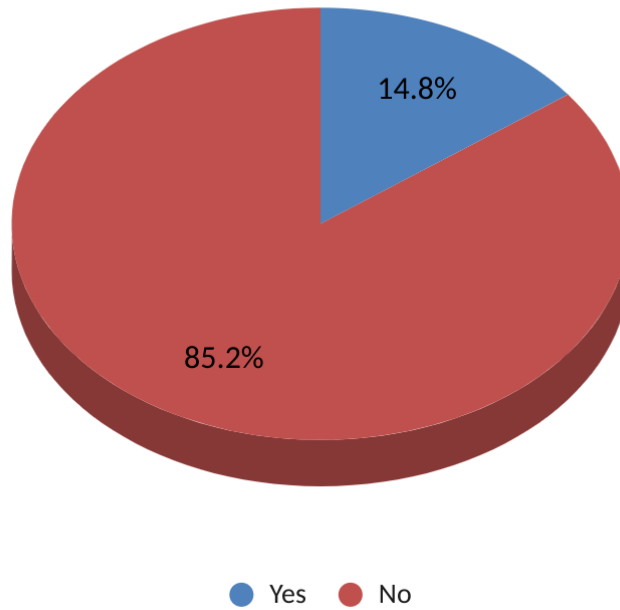
The chart above represents respondents response to the question is your gender identity different to the sex you were assumed to be at birth.

The majority of respondents, just over 94%, stated that their gender is the same as the sex they were assumed to be at birth (260).

Just under 6% of respondents stated that their gender is different to the sex they were assumed to be at birth (16).

---

**Do you consider yourself to be disabled? (Base 284)**



The chart above represents responses to the question: do you consider yourself to be disabled.

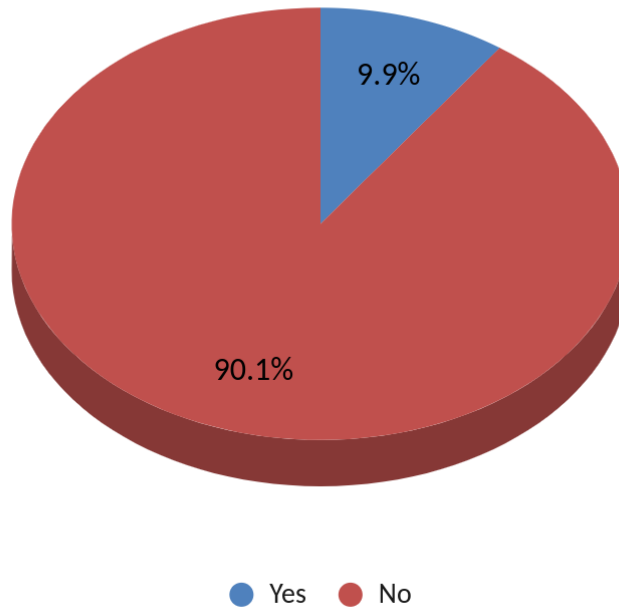
The majority of respondents, just over 95%, stated that they do not consider themselves to be disabled (242).

Just under 5% of respondents consider themselves to be disabled (42).

---



**Do you regularly provide unpaid support caring for someone? (Base 284)**



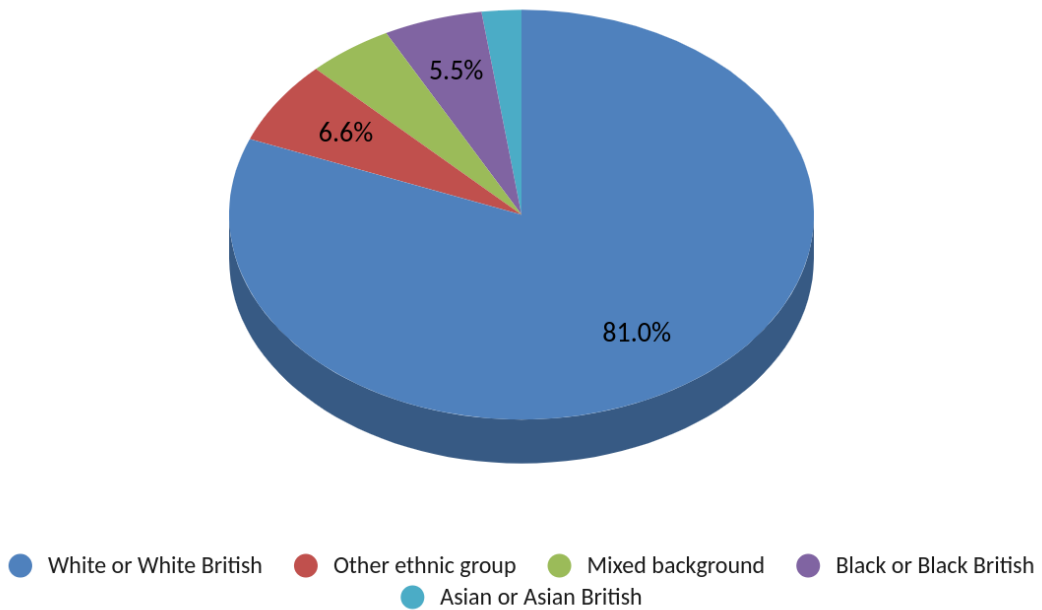
The chart above represents whether respondents regularly provide unpaid support caring for someone.

The majority of respondents, just over 90%, stated that they do not regularly provide unpaid support caring for someone (256).

Just under 10% of respondents do regularly provide unpaid support caring for someone (28).

---

**Ethnicity: Are you... (Base 274)**



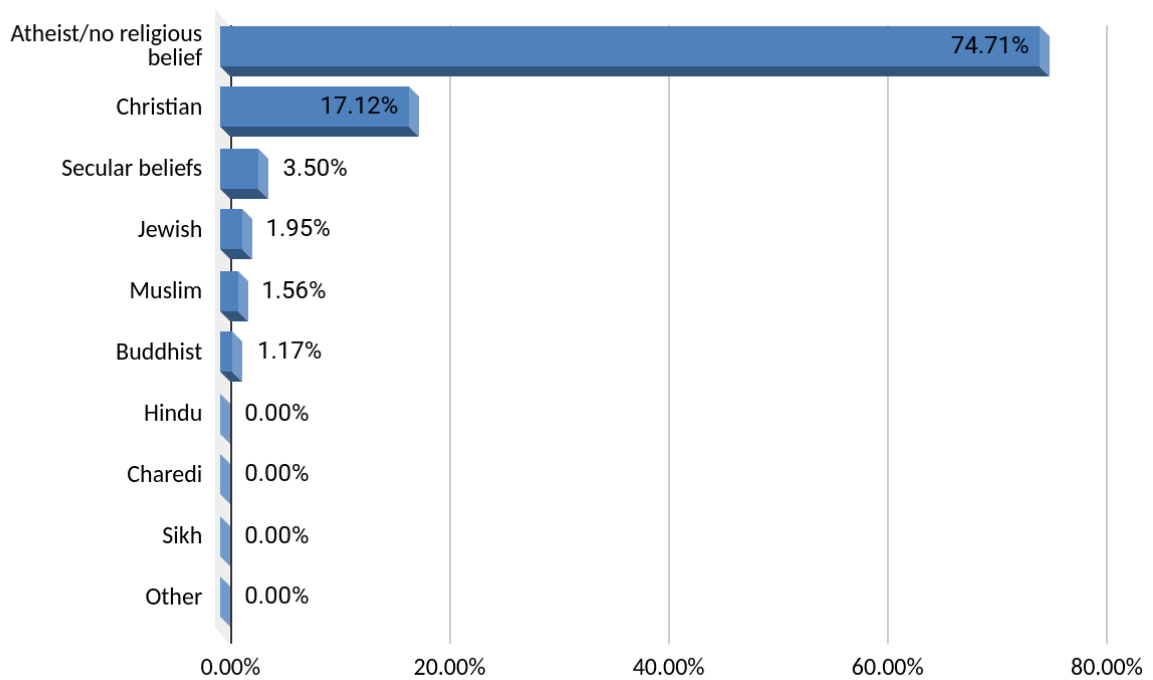
The chart above represents the ethnicity of respondents.

The majority of respondents, 81%, stated that they are White or White British (222).

This is followed by other ethnic groups (18), mixed background (13), Black or Black British (15), Asian or Asian British (6).

---

**Religion or belief: Are you or do you have... (Base 257)**



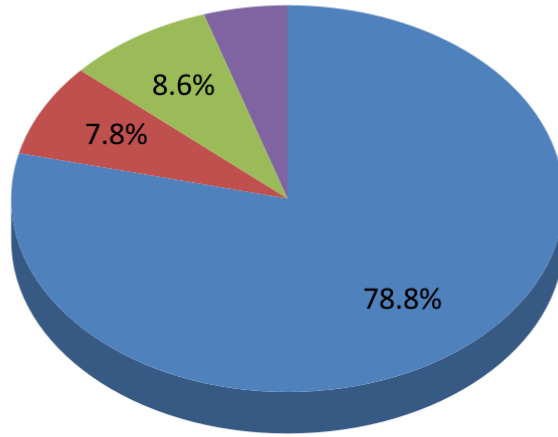
The chart above represents the religious beliefs of the respondents.

The majority of respondents, just under 75%, stated that they are Atheist or have no religious belief (192).

This is followed by Christian (44), secular beliefs (9), Jewish (5), Muslim (4) and Buddhist (3).

---

**Sexual orientation: Are you... (Base 245)**



● Heterosexual ● Bisexual ● Gay man ● Lesbian or Gay woman

The chart above represents the sexual orientation of respondents.

The majority of respondents, just under 79%, stated that they are heterosexual (193).

This is followed by bisexual (19), gay man (21) and lesbian or gay woman (12).

---

## **Appendix**

1. Have you experienced antisocial behaviour, noise nuisance or environmental damage at Wick Woodland, Hackney Marshes or the surrounding areas?

(Required)

- Yes
- No

2. If yes, what types of anti-social behaviour have you experienced?

Select all that apply

- Verbal abuse
- Physical abuse
- Noise nuisance
- Littering
- Public drunkenness
- Drug taking
- Public urination
- Public defecation
- Nitrous gas use
- Lighting of fires or use of stoves
- Damage to the environment
- None at all
- Other

If other, please tell us:

3. How often have you experienced instances of antisocial behaviour (ASB) in the last 6 months?

- 1 - 2 times
- 3 - 5 times
- 6 - 10 times
- More than 10 times

4. How has the ASB you have experienced affected you and how you use Wick Woodlands, Hackney Marshes and the surrounding areas?

5. How concerned are you about anti-social behaviour in Wick Woodlands, Hackney Marshes and the surrounding areas?

- Very concerned
- Somewhat concerned
- Neither concerned nor unconcerned
- Somewhat unconcerned
- Not at all concerned

6. Do you support the introduction of a Public Space Protection Order (PSPO) as outlined in the consultation introduction and overview?

- Yes
- No
- Partially
- Unsure

Please explain your response to question 6

7. Do you think any elements of the proposed PSPO should be removed?

- Yes
- No

Please explain your response above:

8. Is there anything you feel needs to be added to the PSPO?

About you

This information will help us to understand our service users and residents, allowing us to establish if the response to the questionnaire is representative of the borough. All information is used under the strict controls of the 1998 Data Protection Act and the 2016 General Data Protection Regulations (GDPR).

This information is optional and will not be used in a way that identifies you.

9. Please provide the first three letters/numbers of your postcode:

*For example, if your postcode was E8 1DY, you would write E8 1*

Please provide the first 3 digits/letters of your postcode

10. What is your connection to Wick Woodlands, Hackney Marshes and the surrounding areas?

- I live here
- I work here
- I commute through here
- I do the school run here
- I own a business here
- I study here
- Other

If other, please specify:

11. Are you a member of a community organisation?

- Yes
- No

If yes, please specify:

12. Age: what is your age group?

- Under 16

- 16-17
- 18-24
- 25-34
- 35-44
- 45-54
- 55-64
- 65-74
- 75-84
- 85+

13. If you live in the areas surrounding Wick Woodlands and Hackney Marshes please tell us how long you have lived here:

- Less than a year
- 1-4 years
- 5-9 years
- 10-14 years
- 15-20 years
- 20+ years

14. Housing Tenure: Which of the following best describes the ownership of your home?

- Being bought on a mortgage
- Owned outright
- Rented (Local Authority/Council)
- Rented (Housing Association/Trust)
- Rented (private)
- Shared ownership (part rent/part buy)
- Don't know

15. Gender: Are you...

- Male
- Female

If you prefer to use your own term please provide this here:

16. Gender: Is your gender identity different to the sex you were assumed to be at birth?

- Yes it's different
- No it's the same

17. Disability: Under the Equality Act you are disabled if you have a physical or mental impairment that has a 'substantial' and 'long-term' negative effect on your ability to do normal daily activities. Do you consider yourself to be disabled?

- Yes

No

18. Caring responsibilities: A carer is someone who spends a significant proportion of their time providing unpaid support to a family member, partner or friend who is ill, frail, disabled or has mental health or substance misuse problems. Do you regularly provide unpaid support caring for someone?

Yes

No

19. Ethnicity: Are you...

Asian or Asian British

White or White British

Black or Black British

Mixed background

Other ethnic group

Other (please state if you wish):

20. Religion or belief: Are you or do you have...

Atheist/no religious belief

Christian

Muslim

Buddhist

Hindu

Secular beliefs

Charedi

Jewish

Sikh

Other (please state if you wish):

21. Sexual orientation: Are you...

Bisexual

Gay man

Lesbian or Gay woman

Heterosexual

Other (please state if you wish):